



Ticks!

They are everywhere




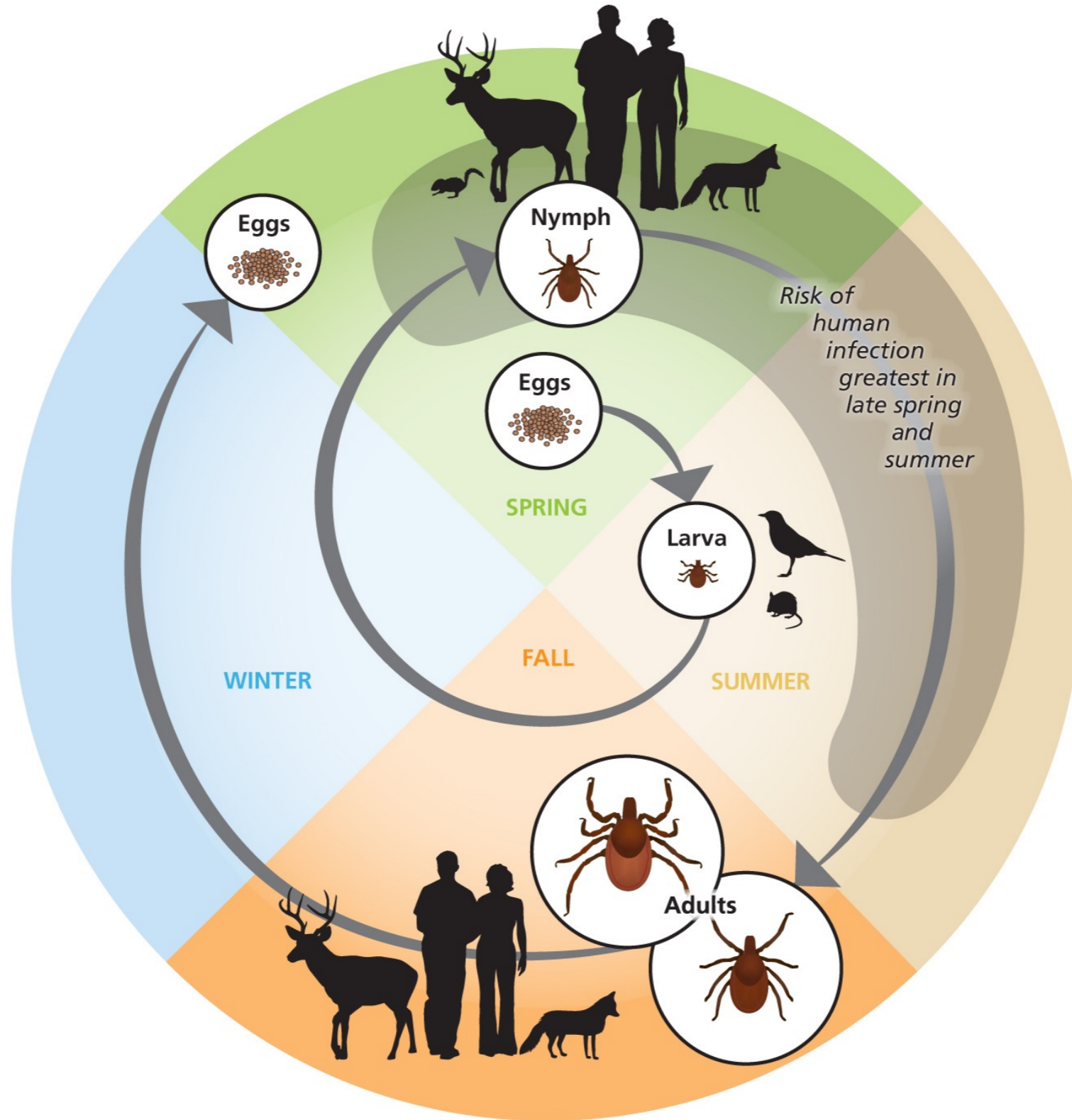
- Ticks are not insects they are arachnids.
- Spiders are also arachnids!
- Ticks can be very tiny.
- Adults are about the size of a sesame seeds.
- They can transmit diseases.
- They feed on blood from animals and humans.



Types of Ticks

There are many different types of ticks!





Ticks go through a life cycle or metamorphosis similar to Caterpillars and frogs!

Life Cycle Video

https://youtu.be/og_ltoFcQag

Where do Ticks Live?

- ◉ Grass
- ◉ Bushes
- ◉ In leaves on the ground
- ◉ In the woods



How Can Ticks Make Me Sick?

- Ticks can carry germs in their gut.
- These germs come from infected animals.
- After they bite us or our pets they can transmit these germs into our bodies and make us sick!



What Diseases do Ticks Carry?

- Lyme Disease
- Babesiosis
- Rock Mountain Spotted Fever
- Anaplasmosis
- Ehrlichiosis



How Do Ticks Bite?

- Ticks cannot jump or fly.
- Ticks climb on to your clothes or your pet's fur when walking through their habitat.
- Then they crawl to your skin to feed.
- <https://youtu.be/a8jw2MBDcQ4>

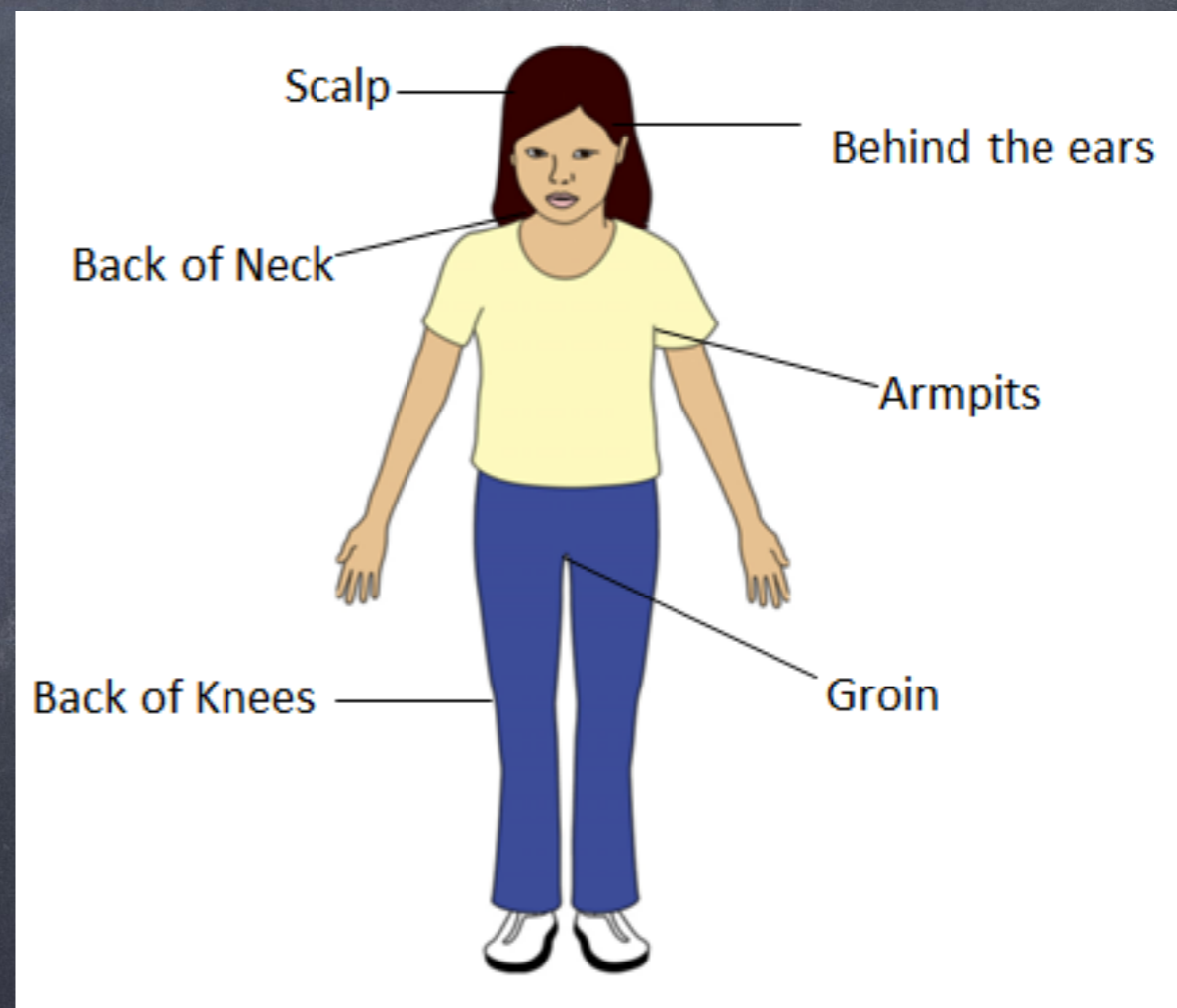


Where Can They Bite?

- Most people do not feel the tick bite them

Ticks like to hide

- on your scalp and hair
- back
- armpits
- neck
- ankles and the back of your knees
- and inner thighs



What If A Tick Bites me?

- Tell an Adult!
- Ticks must be attached for at least 24 hours before they can transmit their germs

What will they do?

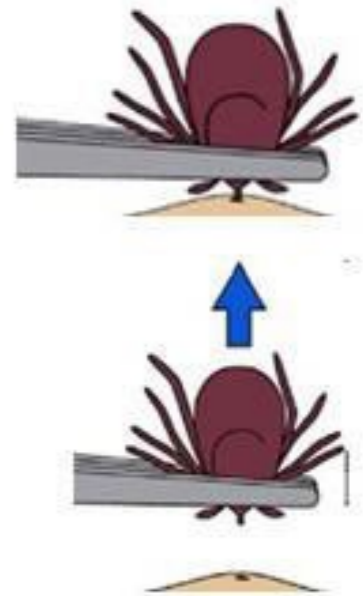
- Grab the tick close to the skin with tweezers
- Pull upwards in one motion to remove the tick
- Clean up the area with alcohol
- Save the tick to show to the doctor
- Watch the spot for signs of a rash

How to Remove a Tick

Step 1: Use fine-tipped tweezers to grasp the tick as close to the skin's surface as possible. The goal is to remove the entire tick including its head and mouth.

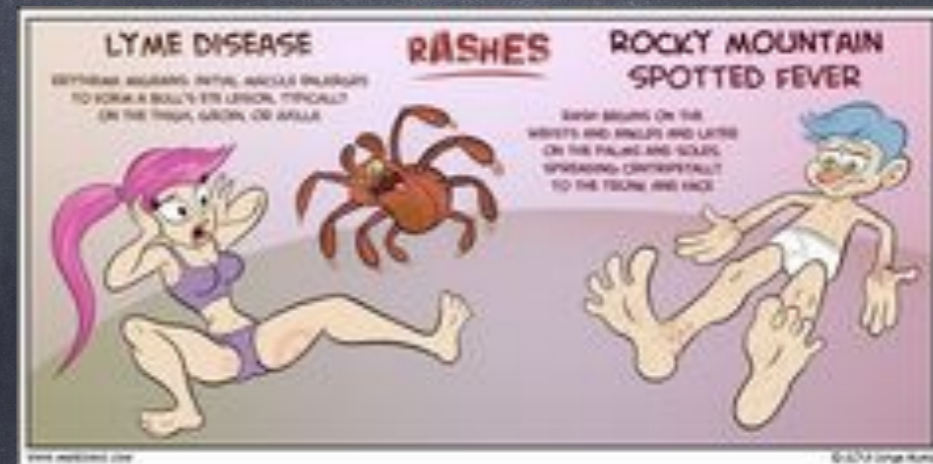
Step 2: Pull upward with steady, even pressure. Do not twist or jerk the tick!

Step 3: Clean the bite area and your hands with rubbing alcohol, an iodine scrub, or soap and water.



What To Watch For

- ◉ Rash anywhere!
 - ◉ This can look like a bulls eye or target at the bite site
- ◉ Feeling very tired
- ◉ Flu- like ach-i-ness and symptoms
- ◉ Headache
- ◉ Fever



Preventing Tick Bites

The best ways to protect yourself is to

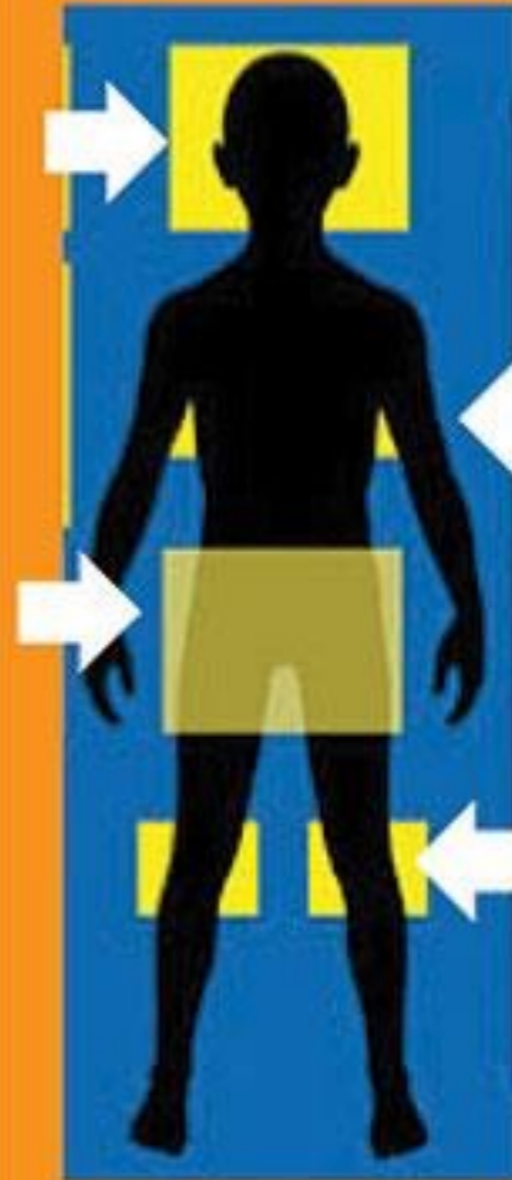
- Wear tick repellent
- Do tick checks everyday
- Wear light colored clothing and long socks



How to do a Tick Check

Is there a tick on you?

Do a tick check!



Here's where to look:

- Inside and behind the ears
- Along your hairline
- Back of your neck
- Armpits
- Groin
- Legs
- Behind the knees
- Between your toes

Ticks are tiny, so look for new "freckles."



Actual sizes of nymph (left), adult female dog tick (center) and adult deer tick (right)

Preventing Ticks on Your Pets

- Check your pets fur for ticks after walks or being outside
- Ask your vet about tick and flea repellent and collars



Keeping ticks away from your backyard

- Keep your grass short
- Remove leaves
- Use deer fencing
- Make dry barriers between tick areas and play areas



Some Resources for Kids

- These videos

- <https://www.youtube.com/watch?v=sU8wLgXZ92M>

- <https://www.youtube.com/watch?v=m9H3LnRaiXA>

- <https://www.youtube.com/watch?v=LLvfiy6c2G4>

- activities that make learning about ticks interactive

- Coloring

- word searches

- true or false questions

Most Important Points

EVERYTHING!! but mostly.....

- Tick checks should be done everyday by an adult
 - Safe removal
- The actual size of ticks
- That they can spread diseases!
- The symptoms to look for
- Preventative clothes and sprays
- Pet awareness

References

Massachusetts Department of Public Health. Education and Materials. Retrieved on June 24, 2015. Retrieved from: <http://www.mass.gov/eohhs/gov/departments/dph/programs/id/epidemiology/ticks/public-health-cdc-tickborne-educational-info.html>

Epidemiology Department. Department of Public Health (2015). Lyme PPT for Teachers [powerpoint slides]. retrieved from: <http://www.mass.gov/eohhs/gov/departments/dph/programs/id/epidemiology/ticks/public-health-cdc-tickborne-educational-info.html>

Center for Disease Control. The lifecycle of Hard Ticks That Spread Disease. Retrieved on June 23, 2015. Retrieved from: http://www.cdc.gov/ticks/life_cycle_and_hosts.html

Cornell University. Tick Check and Removal. Retrieved on June 24. Retrieved from: <http://blogs.cornell.edu/ccehamilton/program-area/lyme-disease/treatment/tick-check/>

TickEncounter Resource Center. Tick Identification Chart. Retrieved on June 23, 2015. Retrieved from: http://www.tickencounter.org/tick_identification

New York Times. What Makes Ticks Stick? [video] (2015) Retrieved on June 23, 2015. Retrieved from: <https://www.youtube.com/watch?v=a8jw2MBDcQ4&feature=youtu.be>

Pet Health Network. Tick Life Cycle [Video] (2015). Retrieved on June 23, 2015. Retrieved from: https://www.youtube.com/watch?v=og_ll0FcQag&feature=youtu.be

Printable coloring Pages. Tick Coloring Pages. Retrieved on: June 24, 2015. Retrieved from: <http://printablecolouringpages.co.uk/?s=tick>

Fred and Fieda's Lyme Prevention. Find the Hidden ticks. Retrieved on: June 24, 2015. Retrieved from: http://www.bwhpreventlyme.org/wp-content/uploads/2007/08/Lymetick_find_hidden_ticks.gif